



3201 West Wall St.  
Midland, Texas 79701  
(432) 520.6700  
Fax (432) 520.6707  
[www.cct.nu](http://www.cct.nu)


**Model 55  
Lube Pumps**

CCT Box Suction (Vacuum Feed), Roller Rocker Arm




Part Number	Plunger Size	Max. Pressure
92003	3/16"	7,500 PSI
91220	1/4"	8,000 PSI
91221	3/8"	3,500 PSI

CCT Box Suction (Vacuum Feed), Standard Rocker Arm



Part Number	Plunger Size	Max. Pressure
91200	1/4"	6,000 PSI
91201	3/8"	3,500 PSI

CCT Pressurized Suction (Blind Sightfeed) with Roller Rocker Arm



Part Number	Plunger Size	Max. Pressure
92375	3/16"	7,500 PSI
92376	1/4"	8,000 PSI
92377	3/8"	3,500 PSI


CCT Pressurized Suction (Blind Sightfeed), Standard Rocker Arm



Part Number	Plunger Size	Max. Pressure
91202	1/4"	6,000 PSI
91203	3/8"	3,500 PSI

**“proflo” Lubrication Systems**  
**“PROTECTING COMPRESSORS WORLD WIDE”**

CCT Pressurized Suction w/ Sight Glass, Side Inlet Elbow Fitting, and Roller Rocker Arm



Part Number	Plunger Size	Max. Pressure
92169	3/16"	7,500 PSI
91230	1/4"	8,000 PSI
91231	3/8"	3,500 PSI

CCT Pressurized Suction w/ Sight Glass, Side Inlet Elbow Fitting



Part Number	Plunger Size	Max. Pressure
91210	1/4"	6,000 PSI
91211	3/8"	3,500 PSI

CCT Pressurized Suction w/ Tube to Front or Rear, and Shut Off Valve or Elbow Fitting



Part	Plunger	Maximum	Tube	Conn.
91204	1/4"	6,000 PSI	Rear	Valve
91205	3/8"	3,500 PSI	Rear	Valve
91206	1/4"	6,000 PSI	Rear	Fitting
91207	3/8"	3,500 PSI	Rear	Fitting
91208	1/4"	6,000 PSI	Front	Fitting
91209	3/8"	3,500 PSI	Front	Fitting

CCT Pressurized Suction w/ Tube to Front or Rear, Shut Off Valve or Elbow Fitting, and Roller Rocker Arm



Part	Plunger	Maximum	Tube	Conn.
91224	1/4"	8,000 PSI	Rear	Valve
91225	3/8"	3,500 PSI	Rear	Valve
91226	1/4"	8,000 PSI	Rear	Fitting
91227	3/8"	3,500 PSI	Rear	Fitting
91228	1/4"	8,000 PSI	Front	Fitting
91229	3/8"	3,500 PSI	Front	Fitting